

Minimax Group Fairness: Algorithms and Experiments

Emily Diana, Wesley Gill, Michael Kearns, Krishnam Kenthapadi, Aaron Roth

University of Pennsylvania, Amazon AWS AI

Motivation

- Machine learning researchers and practitioners have often focused on achieving group fairness with respect to protected attributes (race, gender, ethnicity, etc.)
- Equality of error rates** is one of most intuitive and well-studied group fairness notions
- But in practice, equalizing error rates and similar notions may require **artificially inflating error** on easier-to-predict groups and **may be undesirable** for a variety of reasons
- There are many social applications of machine learning in which most/all of the targeted population is disadvantaged
- Might be interested in ensuring predictions are roughly equally accurate across racial groups, income levels, geographic location, etc
 - But, if this can only be achieved by raising lower group error rates, then we have worsened overall social welfare
- Therefore, might be preferable to consider the alternative fairness criterion of **minimax group error**, recently proposed by [Martinez, 2020]
 - Seek not to equalize error rates, but to minimize largest group error rate, making sure that **the worst-off group is as well-off as possible**

Contributions

- Propose two algorithms, both two player zero-sum games:
 - 1.1 MINIMAXFAIR: Finds a minimax group fair model from a given statistical class
 - 1.2 MINIMAXFAIRRELAXED: Finds a model that minimizes overall error subject to the constraint that all group errors must be below a predetermined threshold
 - Navigates tradeoffs between a relaxed notion of minimax fairness and overall accuracy
- Prove that both algorithms converge and are oracle efficient.
- Show how our framework can be extended to handle different types of error rates, such as false positive (FP) and false negative (FN) rates, as well as overlapping groups
- Provide a thorough experimental analysis of our two algorithms under different prediction regimes

Mathematical Framework

- Consider pairs of dependent and independent variables $(X_i, y_i)_{i=1}^n$ divided into K groups $\{G_1, \dots, G_K\}$, class H of (potentially unfair) mixtures of statistical models, with loss function L and average group loss ϵ_k for some $h \in H$:

$$\epsilon_k(h) = \frac{1}{|G_k|} \sum_{(x,y) \in G_k} L(h(x), y)$$

- In pure minimax problem, goal is to find a mixed strategy h^* that minimizes the maximum error rate over all groups:

$$h^* = \operatorname{argmin}_{h \in H} \left\{ \max_k \epsilon_k(h) \right\} \quad (1)$$

- In relaxed version, specify max group error γ and model that minimizes overall population error while staying below the maximum group error threshold:

$$\begin{aligned} & \text{minimize}_{h \in H} \quad \epsilon(h) \\ & \text{subject to} \quad \epsilon_k(h) - \gamma \leq 0, k = 1, \dots, K \end{aligned} \quad (2)$$

Algorithmic Formulation: Two Player Zero-Sum Game

Can recast both problems as a zero-sum game between a (L)earner and a (R)egulator:



- At each round t , there is a weighting over groups determined by R
- L (best) responds by computing model h_t to minimize the weighted prediction error
- R updates group weights using exponential weights/gradient ascent with respect to group errors achieved by h_t
- L 's final model M is uniform distribution over all of h_t 's produced

MINIMAXFAIR

Algorithm 1: MINIMAXFAIR

Input: $\{X_i, y_i\}_{i=1}^n$, adaptive learning rate η_t , populations G_k with relative sizes $p_k = \frac{|G_k|}{n}$, iteration count T , loss function L , model class H

Let $\epsilon_k(h) = \frac{1}{|G_k|} \sum_{(x,y) \in G_k} L(x, y)$

Initialize $\lambda_k = p_k \forall k$

for $t = 1$ **to** T **do**

Find $h_t = \operatorname{argmin}_{h \in H} \sum_k \lambda_k * \epsilon_k(h)$

Update each $\lambda_k = \lambda_k * \exp(\eta_t * \epsilon_k(h_t))$

end

Output: Uniform distribution over set of models h_1, \dots, h_T

MINIMAXFAIRRELAXED

Algorithm 2: MINIMAXFAIRRELAXED

Input: $\{X_i, y_i\}_{i=1}^n$, adaptive learning rate η_t , populations G_k with relative sizes $p_k = \frac{|G_k|}{n}$, iteration count T , loss function L , model class H , maximal group error γ

Let $\epsilon_k(h) = \frac{1}{|G_k|} \sum_{(x,y) \in G_k} L(x, y)$

Initialize $\lambda_k = 0 \forall k$

for $t = 1$ **to** T **do**

Find $h_t = \operatorname{argmin}_{h \in H} \sum_j (p_k + \lambda_k) * \epsilon_k(h)$

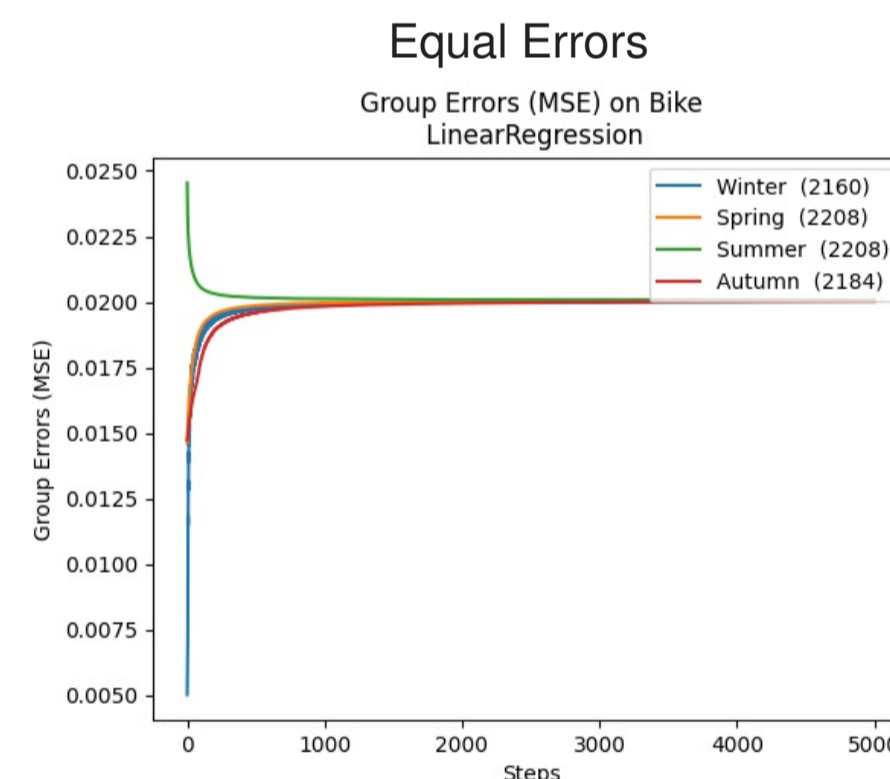
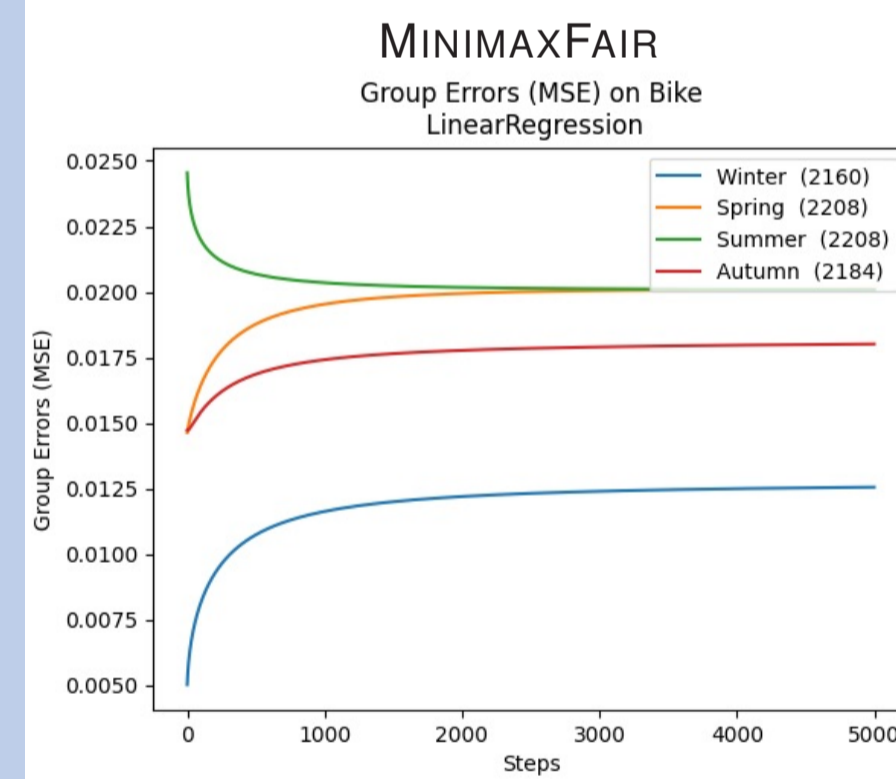
Update each $\lambda_k = \max(\lambda_k + \eta * (\epsilon_k(h_t) - \gamma), 0)$

end

Output: Uniform distribution over set of models h_1, \dots, h_T

MINIMAXFAIR vs. Equal Errors Regression

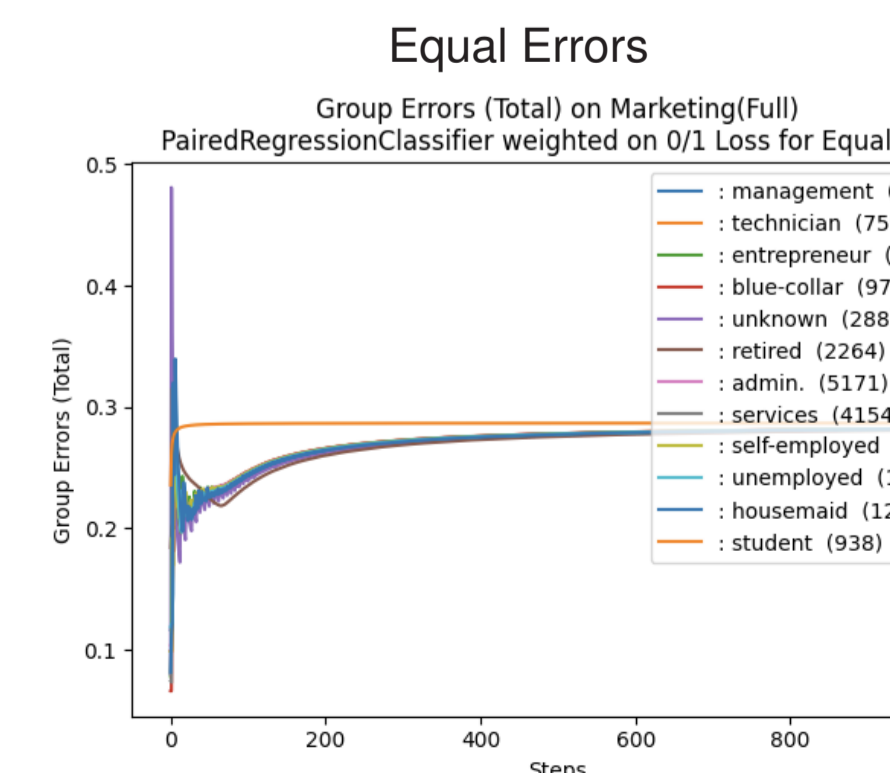
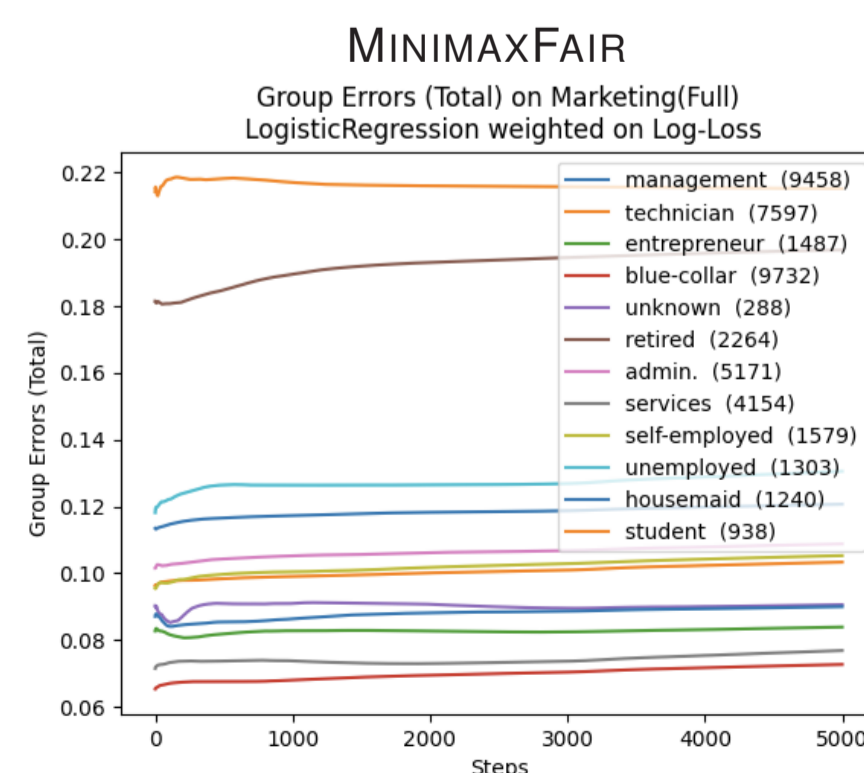
Comparison of Minimax and Equal Error Solutions on Seoul Bike Dataset



Dataset: Public bikes rented at each hour in Seoul Bike sharing system
Label: Rented bikes (normalized), **Group:** Season

MINIMAXFAIR vs. Equal Errors Classification

Comparison of Minimax and Equal Errors on Marketing Dataset

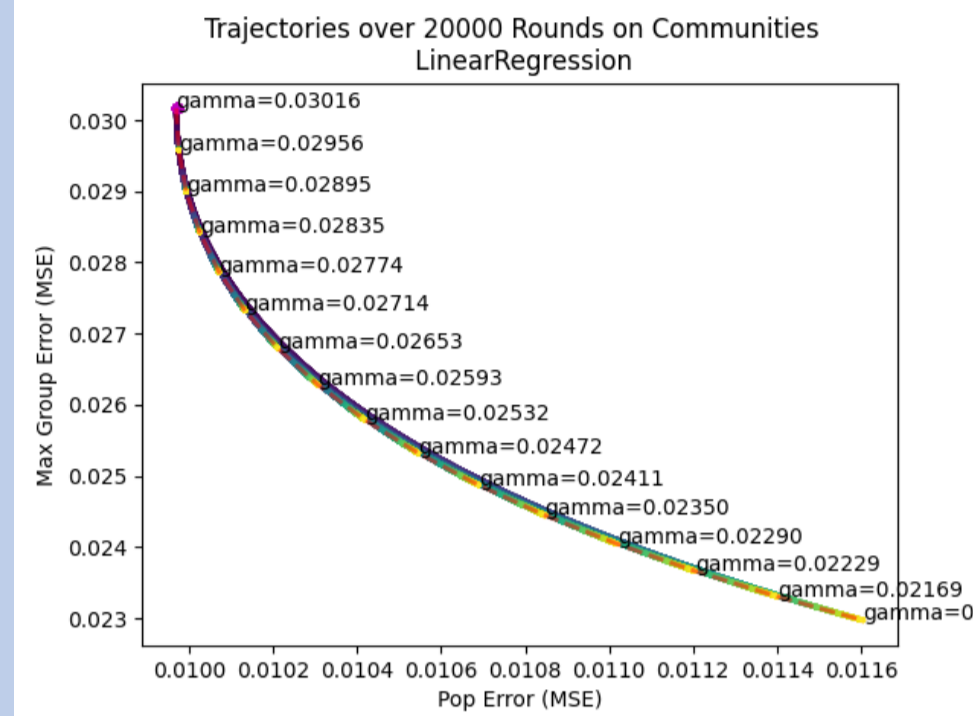


Dataset: Direct marketing campaigns (phone calls) of a Portuguese bank
Label: client subscribes term deposit, **Group:** Job

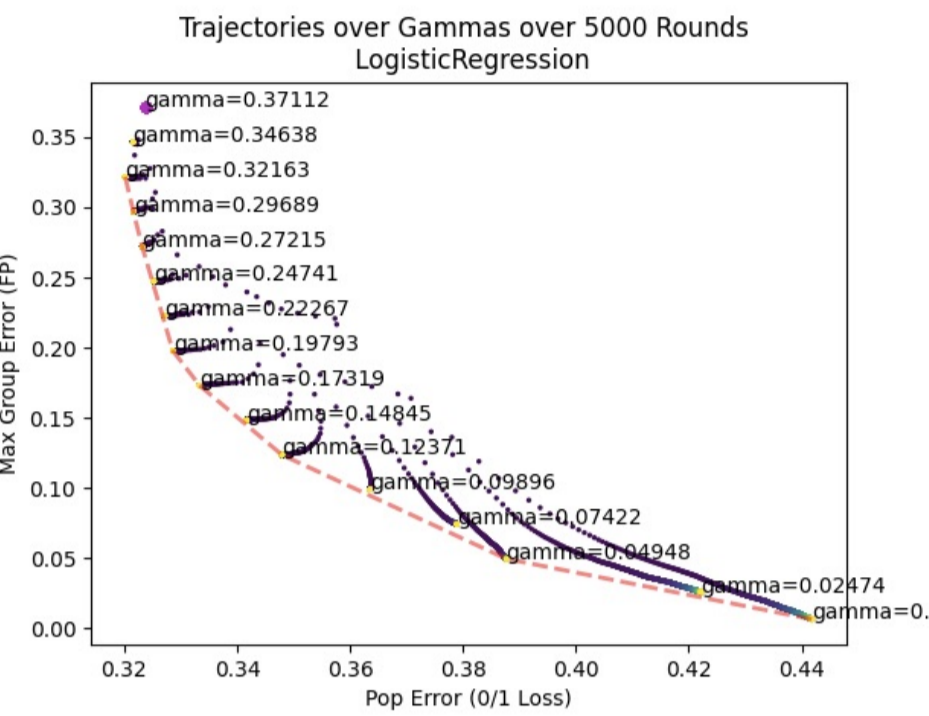
Fairness Accuracy Tradeoff with MINIMAXFAIRRELAXED

Fairness Accuracy Tradeoff Curves

Linear Regression on Communities Dataset



Classification (FP) on COMPAS Dataset



Communities and Crime: US Communities, 1990 - 1995, **Label:** Violent crimes per population, **Group:** Race
COMPAS: Arrest data from Broward County, Florida, **Label:** Two year recidivism, **Groups:** Race, sex

Generalization Results

- With probability $1 - \delta$, generalization gap per group bounded by

$$O\left(\sqrt{\frac{\log \frac{1}{\delta} + d \log n_i}{n_i}}\right)$$

where d is VC dimension of class H , and n_i is sample size of group i

- Generalization gap for *minimax* group is bounded by

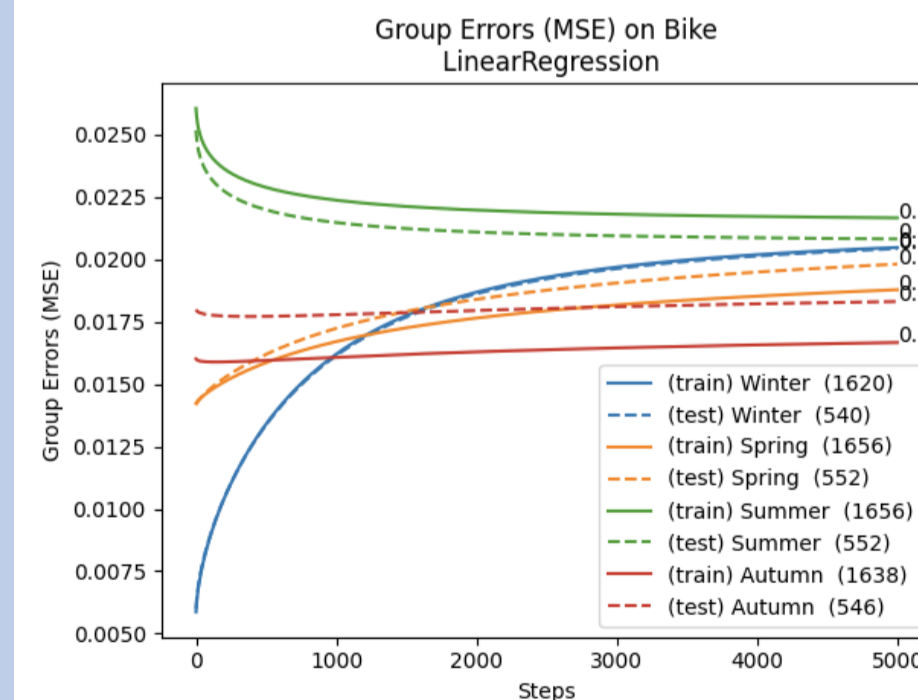
$$O\left(\max_i \sqrt{\frac{\log \frac{K}{\delta} + d \log n_i}{n_i}}\right)$$

i.e. dominated by sample size of the *smallest* group

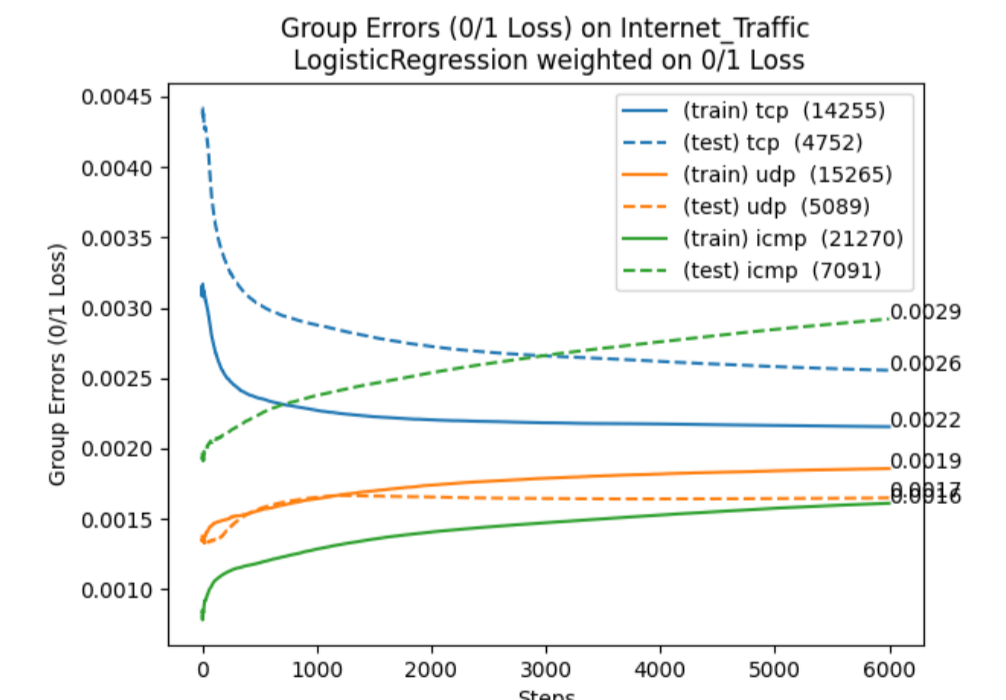
Generalization Experiments

Train vs. Test Performance of MINIMAXFAIR

Bike Dataset



Internet Traffic Dataset



Dataset: Network connection data used to distinguish between 'bad' connections, called intrusions or attacks, and 'good' normal connections.
Label: Connection Legitimacy, **Group:** Protocol Type

Selected References

- Natalie Martinez, Martin Bertran, and Guillermo Sapiro (2020) Minimax Pareto Fairness: A Multi Objective Perspective, *Proceedings of the 37th International Conference on Machine Learning*, Vienna, Austria, PMLR 119, 2020.
- ProPublica (2020) COMPAS Recidivism Risk Score Data and Analysis, *Broward County Clerk's Office, Broward County Sheriff's Office, Florida Department of Corrections*, ProPublica
- S. Moro and P. Cortez and P. Rita (2014) A data-driven approach to predict the success of bank telemarketing, *Decis. Support Syst.*, Volume 52, pgs 22-31.
- Sathishkumar V E and Yongjun Cho (2020) A rule-based model for Seoul Bike sharing demand prediction using weather data, *European Journal of Remote Sensing*, Taylor Francis, pgs 1-18
- U. S. Department of Commerce, Bureau of the Census (1990) Census Of Population And Housing 1990 United States